



4-PERSON CALL CENTER CUBICLE SETUP | SAPSLIM CUBICLE COLLECTION | 2 X 5 X 65"H



\$3,592.65

- **Overall Footprint Size:** 9'11.25"W x 4'0.5"D x 65"H
- **Individual Workstation Size:** 5'W x 2'D x 65"H
- **Features Include:**
 - 1-1/4" thick panels (Shown in translucent polycarbonate and Sea Salt Laminate)
 - Complementary brushed aluminum frame
 - Coordinates with the Sapphire Cubicle System for a uniformed working environment
 - 1" thick laminate work surface - available in 8 laminates (Shown in White)
 - Silver Box Legs



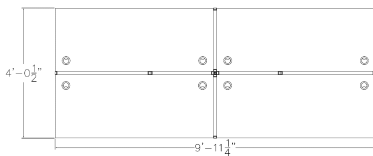
1. Due to screen resolution and lighting variations color may look different in person from what you



see in the image.

SKU: SLM-CC04-2x5x65

GALLERY IMAGES



PRODUCT DESCRIPTION

With its lightweight aluminum frame and modular construction, the **SAPslim Cubicle System** is our latest, entry-level cubicle/divider product line. This cubicle divider panel system was designed with affordability and practicality in mind and requires minimal assembly, making it ideal for nearly any size business.

Pictured here is a our best-selling 4-person cubicle divider workstation. Each quadrant is made up of a mixture of corrugated frosted polycarbonate and Sea Salt laminated panels separating the four workstations. This is a simple and inexpensive set-up with gives plenty of privacy to the occupants, all while providing a safe level of physical separation between employees.

Nearly any part of the configuration you see pictured here can be added to, modified, or re-imagined.



Skutchi Designs, Inc.

(888) 993-3757
sales@skutchi.com

The frosted polycarbonate and laminate panels can be exchanged with multiple choices of colored fabrics, or transparent acrylic. Just let us know what you're looking for and we'll put it together for you.

You can also upgrade the laminate worksurfaces you see pictured with our [**Quantum Sit-to-Stand**](#) desks. They feature a collision and avoidance detection system which automatically stops all movement if an object is detected while the desktop is in motion. Our programmable sit-to-stand desks also offer additional desktop accessories such as monitor arm setups, organizational trays, pencil holders, and clamps for power strip holders.