



4-PERSON L-SHAPED OFFICE CUBICLES | SAPSLIM CUBICLE COLLECTION | 10 X 10 X 65"H



\$6,890.50



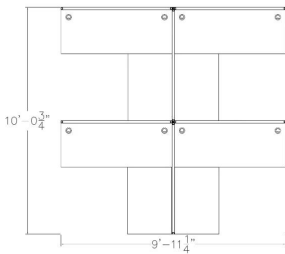
- **Overall Footprint Size:** 9'11"W x 10'1"D x 65"H
- **Individual Workstation Size:** 5'W x 5'D x 65"H
- **Features Include:**
 - 1-1/4" thick panels (Shown in translucent polycarbonate and Sea Salt Laminate)
 - Complementary brushed aluminum frame
 - Feet available with casters or without
 - Coordinates with the Sapphire Cubicle System for a uniformed working environment
 - 1" thick laminate worksurface - available in 8 laminates (Shown in White)
 - Silver Box/Box/File Pedestals



- Silver Box Legs

SKU: SLM-LC04-5x5x65-G

GALLERY IMAGES



PRODUCT DESCRIPTION

With its lightweight aluminum frame, modular construction, the **SAPslim Cubicle System** is our latest, entry-level cubicle/divider product line. This cubicle divider panel system was designed with affordability and practicality in mind and requires minimal assembly, making it ideal for nearly any size business.

Pictured here is a best-selling 4-person cubicle divider workstation. Each quadrant is made up of a mixture of corrugated frosted polycarbonate and Sea Salt laminated panels separating the four work surfaces (pictured in White laminate). This is a simple and inexpensive set-up with gives plenty of privacy to each of the occupants, all while providing a safe level of physical separation between employees.

Nearly any part of the configuration you see pictured here can be added to, modified, or re-imagined.



Skutchi Designs, Inc.

(888) 993-3757
sales@skutchi.com

The frosted polycarbonate and laminate panels can be exchanged with multi-colored choices of colored fabrics. Just let us know what you're looking for and we'll put it together for you.

Let *SKUTCHI Designs Inc.* answer any questions you may have or help with your office design needs today.