



**4-PERSON MODERN U-SHAPED CUBICLE WALLS AND WORKSTATIONS | SAPSLIM
CUBICLE SYSTEM | 2 X 4 X 65"H**



\$3,704.83



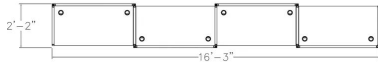
- **Overall Footprint Size:** 16'3"W x 2'2"D x 65"H
- **Individual Workstation Size:** 4'W x 2'2"D x 65"H
- **Features Include:**
 - 1-1/4" thick panels
 - Complementary brushed aluminum frame
 - Feet available with casters or without
 - Coordinates with the Sapphire Cubicle System for a uniformed working environment
 - 1" thick laminate worksurface - available in 8 laminates



Call toll-free (888) 993-3757 to discuss additional sizes, shapes or laminates available.

SKU: SLM-CC11-2x4x65-S

GALLERY IMAGES



PRODUCT DESCRIPTION

The **SAPslim Cubicle System** is our newest entry-level cubicle/divider product line. This versatile cubicle divider panel system was designed with affordability and practicality in mind. Its lightweight and modular construction makes it easy to assemble quickly in nearly any work environment.

Pictured here is a alternating U-Shaped call center set up. All panels pictured are covered in Sea Salt laminate although other options for panel surfaces are available such as 15 different colored fabric, clear acrylic, or frosted polycarbonate .The worksurfaces pictured feature our Walnut laminate with 7 other choices available.

Nearly any part of the configuration you see pictured here can be added to, modified, or re-imagined.



Skutchi Designs, Inc.

(888) 993-3757
sales@skutchi.com

The ease of assembly for this product is literally a snap. Slide the panels into place and snap the cover on the top of each frame. It's easy, fast, and can be assembled or disassembled in just a few minutes.

Let *SKUTCHI Designs Inc.* answer any questions you may have before you order. We can help with your office design needs today.