



4-PERSON OFFICE CUBICLE WORKSTATIONS | SAPSLIM CUBICLE COLLECTION | 5 X 5 X 65"H



\$4,341.83

- **Overall Footprint Size:** 9'11"W x 9'11"D x 65"H
- **Individual Workstation Size:** 5'W x 5'D x 65"H
- **Features Include:**
 - 1-1/4" thick panels (Shown in translucent polycarbonate and Sea Salt Laminate)
 - Complementary brushed aluminum frame
 - Feet available with casters or without
 - Coordinates with the Sapphire Cubicle System for a uniformed working environment
 - 1" thick laminate worksurface - available in 8 laminates (Shown in White)



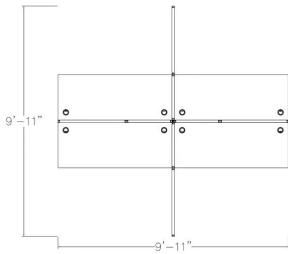


Skutchi Designs, Inc.

(888) 993-3757
sales@skutchi.com

SKU: SLM-CC04-5x5x65

GALLERY IMAGES



PRODUCT DESCRIPTION

With its lightweight modular construction, the **SAPslim Cubicle System** is our latest entry-level cubicle/divider product line. This cubicle divider panel system was designed with affordability and practicality in mind and requires minimal assembly--making it ideal for nearly any size business.

Pictured here is a stylish 4-person cubicle divider workstation. Each quadrant is made up of a mixture of corrugated frosted polycarbonate and Sea Salt laminated panels separating the four work surfaces. This is a simple and inexpensive set-up with gives plenty of privacy to the occupants, all while providing a safe level of physical separation between employees.

Nearly any part of the configuration you see pictured here can be added to, modified, or re-imagined.

The frosted polycarbonate and laminate panels can be exchanged with multiple choices of colored fabrics, or transparent acrylics. Just let us know what you're looking for and we'll put it together for you.



Skutchi Designs, Inc.

(888) 993-3757
sales@skutchi.com

Let *SKUTCHI Designs Inc.* answer any questions you may have before you order. We can help with your office design needs today.