



**MODERN OFFICE PARTITION DIVIDER | FREESTANDING OFFICE DIVIDERS | SAPSLIM
CUBICLE COLLECTION | 12 X 6 X 65"H**



\$3,662.32

- **Overall Footprint Size:** 12'2"W x 6'D x 65"H
- **Individual Workstation Size:** 6'W x 3'D x 65"H
- **Features Include:**
 - 1-1/4" thick panels (Shown in Translucent Polycarbonate and Sea Salt Laminate)
 - Panels are available in translucent polycarbonate, clear acrylic and sea salt laminate
 - Complementary brushed aluminum frame
 - Coordinates with the **Sapphire Cubicle System** for a uniformed working environment



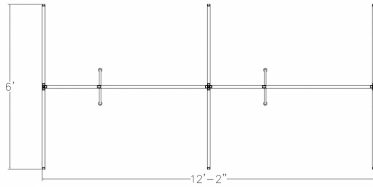
1. Due to screen resolution and lighting variations color may look different in person from what you see in the image.



Call toll-free (888) 993-3757 to discuss additional sizes, shapes or laminates available.

SKU: SLM-DTYP4-3x6x65-G

GALLERY IMAGES



PRODUCT DESCRIPTION

The **SAPslim Cubicle System** is our newest entry-level cubicle/divider product line. This versatile cubicle divider panel system was designed with affordability and practicality in mind. Its lightweight and modular construction makes it easy to quickly assemble in any work environment.

Already have desks but need to put up some partitions to keep employees safe? Try this configuration of our **SAPslim Cubicle System**. Up to four desks can be placed within the 65" tall divider walls. The panels pictured are made with frosted polycarbonate and Sea Salt laminate. They are both non-porous surfaces (which are easy to clean and disinfect) and create natural barriers to airborne particulates.

Keep your staff safe and productive with our latest product line.

And don't forget, the panels can be the pictured laminate and frosted polycarbonate, or you can



Skutchi Designs, Inc.

(888) 993-3757
sales@skutchi.com

substitute with multiple fabric surfaces, or clear acrylics.

Let *SKUTCHI Designs Inc.* answer any questions you may have before you order. We can help with your office design needs today.