




CUBICLE RECEPTION DESK | SAPPHIRE WALL SYSTEM | 16'W X 9'D X 84"H



\$22,106.68

- **Overall Footprint Size:** 16'7"W x 9'7"D x 84"H
 - **Reception Footprint Size:** 7'W x 6'D x 65"-52"-39"H
 - **Cubicle Footprint Size:** 9'7"W x 9'7"D x 84"H
- **Panels Pictured:**
 - **Fabric:** Charcoal and Slate Blue
 - **Laminate:** White
 - **Glass:** Clear Tempered
- **Worksurface Laminate Pictured:** Black Oak
- **Trim Pictured:** Silver
- **Storage Shown:** 3-Drawer Box/Box/File Pedestals, Bookshelves and Overhead Storage



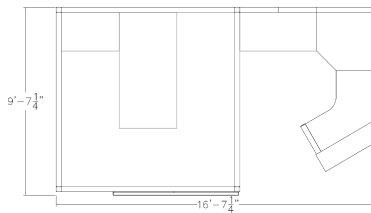
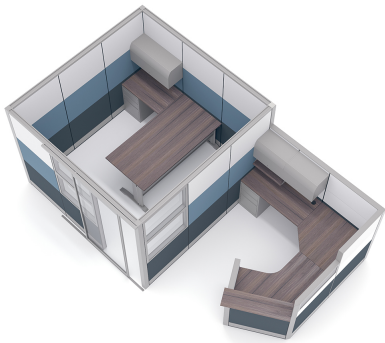
Cabinets

This system is completely customizable - View our in-stock fabric options to the left.

Contact our designers to create your dream office 1-888-993-3757 or e-mail sales@skutchi.com

SKU: SAPW-OFF-REC

GALLERY IMAGES



PRODUCT DESCRIPTION

Why Buy Our Cubicle Reception Desk?

The **Sapphire Wall System** offers this enclosed office with cubicle reception desk, which can be built to a variety of shapes and sizes. This highly versatile panel system--with heights ranging over 7', 8' or 9'ft--is completely freestanding with no permanent attachments to your floor or ceiling.

In other words, our cubicle reception desk is fully demountable. It usually takes less than a day to



assemble (depending on the size of the project).

You can also customize the panels of our glass office walls in a variety of ways; for example, choose all glass panels or mix in laminates and fabric panels for a unique look. We offer multiple color fabric and laminate options.

Additionally, we offer built-in "raceways" along the bottom of our walls to provide hidden electrical and data network management. Just as important, you can change or replace panels instead of the entire wall. In short, our freestanding cubicles are customized to suit almost any business or office. If your business needs to relocate, then take them with you to your new location and reconfigure as needed.

The **Sapphire Wall System** is a beautiful, modular wall alternative to traditional drywall construction-- which can take weeks of construction and downtime.

What Comes With This Product?

The configuration pictured here is an 9' x 9' office cubicle with a sliding acrylic door. Also, an L-shaped wraparound desk complete with a locking overhead storage bin. Adjacent, is a cubicle reception desk area. It also contains an I-shaped worksurface with a three-drawer pedestal filing cabinet, locking overhead storage bin, and reception shelf to greet visitors.

The sliding acrylic door has the option for a floor-mounted lock. However, a solid, swing door (or a swing door with a glass panel) can be substituted for a more traditional look. Don't forget all laminates, fabrics, and worksurfaces can be changed to create a look consistent with your corporate motif/brand. Call or contact us with your questions.

What Else?

The cubicle reception desk manufactured with our **Sapphire Wall System** are fully compatible with any items available in our [Sapphire Cubicle System](#), which includes workstations, furniture, and accessories such as file storage, shelving, overhead storage, desks, chairs, and padded benches, paper racks, and accessory rails. Give us a call to customize yours today!