




DEMOUNTABLE WALL SYSTEMS | SAPPHIRE WALL SYSTEM | 9X10X95"H



\$11,250.42

- **Footprint Size:** 9'4" x 10'6" x 95"H
- **Panels:**
 - **Laminate:** Charcoal
 - **Glass:** Clear Tempered
 - **Trim:** Silver
- **Door:** Sliding Acrylic Pane

The configuration pictured is completely customizable! View the fabric and laminate options to the left


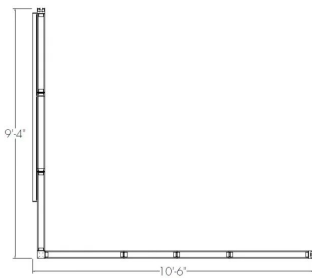
Contact our designers to create your dream office. 1-888-993-3757 or e-



mail sales@skutchi.com

SKU: SAPW-TYP1D

GALLERY IMAGES



PRODUCT DESCRIPTION

Why Buy Our Demountable Wall Systems?

The **Sapphire Wall System** is a demountable wall system which can be built to a variety of shapes and sizes. This highly versatile panel system--with heights ranging over 7', 8' or 9'ft--is completely freestanding with no permanent attachments to your floor or ceiling.

In other words, our demountable wall system is fully demountable. It usually takes less than a day to assemble (depending on the size of the project).

You can also customize the panels of our glass office walls in a variety of ways; for example, choose all glass panels or mix in laminates and fabric panels for a unique look. We offer multiple color fabric and



lamine options. The **Sapphire Wall System** is a beautiful, modular wall alternative to traditional drywall construction--which can take weeks of construction and downtime.

What Comes With This Product?

This configuration measures 9'4" x 10'6" x 95"H. The side wall panels feature white laminate. The front feature all-tempered glass panels on either side of a locking slide door.

Additionally, we offer built-in "raceways" along the bottom of our walls to provide hidden electrical and data network management. Just as important, you can change or replace panels instead of the entire wall. In short, our freestanding cubicles are customized to suit almost any business or office. If your business needs to relocate, then take them with you to your new location and reconfigure as needed.

What Else?

The demountable wall systems of our **Sapphire Wall System** are fully compatible with any items available in our [Sapphire Cubicle System](#), which includes workstations, furniture, and accessories such as file storage, shelving, overhead storage, desks, chairs, and padded benches, paper racks, and accessory rails. Give us a call to customize yours today!