




GLASS OFFICE WALLS | SAPPHIRE WALL SYSTEM | 18'4"Wx18'5"Dx95"H



\$31,870.70

- **Actual Footprint Size:** 18'4" Wx18'5"Dx95"H
- **Panels Pictured:**
 - **Fabric:** None
 - **Laminate:** None
 - **Glass:** Tempered Glass
- **Worksurface Pictured:** None
- **Trim Pictured:** Silver
- **Door Shown:** Lockable Sliding Glass Door

This system is completely customizable - View the fabric options to the left.




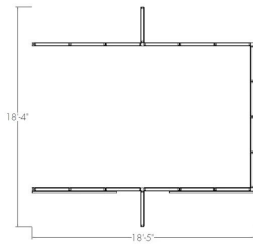
Skutchi Designs, Inc.

(888) 993-3757
sales@skutchi.com

Contact our designers to create your dream office 1-888-993-3757 or e-mail sales@skutchi.com

SKU: SAPW-TYP16

GALLERY IMAGES



PRODUCT DESCRIPTION

Why Buy Our Glass Office Walls?

The **Sapphire Wall System** offers glass office walls which can be built to a variety of shapes and sizes. This highly versatile panel system--with heights ranging over 7', 8' or 9'ft--is completely freestanding with no permanent attachments to your floor or ceiling.

In other words, our glass office walls are fully demountable. It usually takes less than a day to assemble (depending on the size of the project).

You can also customize the panels of our glass office walls in a variety of ways; for example, choose all



glass panels or mix in laminates and fabric panels for a unique look. We offer multiple color fabric and laminate options. The **Sapphire Wall System** is a beautiful, modular wall alternative to traditional drywall construction--which can take weeks of construction and downtime.

What Comes With This Product?

This configuration of glass office walls measures 18'4"W x 18'5"D x 95"H. The walls are all tempered glass with support wings in the middle. Quarter-round worksurfaces can be added to the wings to create a shelf for extra storage or décor. Ideally, it can be used as a conference room. It can fit up to a 12-foot conference table from our [Harmony Conference Series](#).

Also, this configuration offers two sliding acrylic doors which can be upgraded to traditional swing doors with locks.

What Else?

Finally, glass office walls of our **Sapphire Wall System** are fully compatible with any items available in our [Sapphire Cubicle System](#). This includes workstations, furniture, and accessories such as file storage, shelving, overhead storage, desks, chairs, and padded benches, paper racks, and accessory rails. Give us a call to customize yours today!