




**HIGH WALL CUBICLES WITH LOCKING DOORS | SAPPHIRE WALL SYSTEM | 9'W X 9'D X 108"H**



**\$15,433.91**

- **Actual Footprint Size:** 9'5"W x 9'4"D x 108"H
- **Individual Workspace Size:** 9'W x 9'D x 108"H
- **Panels Pictured:**
  - **Fabric:** Charcoal
  - **Laminate:** None
  - **Glass:** Tempered Glass
- **Worksurface Pictured:** None
- **Trim Pictured:** Silver
- **Door Shown:** Locking Swing Door with Glass Panel




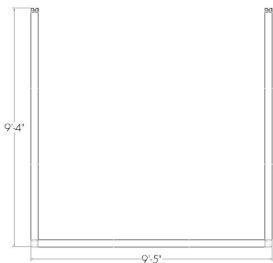
This system is completely customizable - View the fabric options to the left

1. Due to screen resolution and lighting variations color may look different in person from what you see in the image.

Contact our designers to create your dream office 1-888-993-3757 or e-mail [sales@skutchi.com](mailto:sales@skutchi.com)

SKU: SAPW-TYP3-108

### GALLERY IMAGES



### PRODUCT DESCRIPTION

#### Why Buy Our High Wall Cubicles with Locking Doors?

The **Sapphire Wall System** features high wall cubicles with locking doors, built to a variety of shapes, sizes, and panel colors. This highly versatile panel system--with heights ranging over 7', 8' or 9'ft--is completely freestanding with no permanent attachments to your floor or ceiling.



In other words, our high wall cubicles with locking doors are a breeze to set up or take down. It usually takes less than a day to assemble (depending on the size of the project).

You can also customize our high wall cubicles with locking doors in a variety of ways; choose all glass panes or mix in multi-colored laminates and fabric panels. The base of each panel features inline data and electrical "raceways" to manage cord and cables.

The **Sapphire Wall System** is a beautiful, modular wall alternative to traditional drywall construction-- which can take weeks of construction and downtime.

### **What Comes With This Product?**

The high wall cubicles with locking door configuration pictured here creates a space 9' x 9' x 108"H. It can be used for many purposes such as an office, breakout room, small conference room, privacy room, etc. It's pictured here with a glass-paneled swing door, but a sliding acrylic door is available to lower the cost.

The panels pictured on this typical configuration are comprised of tempered glass and Charcoal colored laminate on the side walls. However, you can customize the panels to suit your purpose. Switch laminated panels for tempered glass, etc.

### **What Else?**

The high wall cubicles with locking doors made with our **Sapphire Wall System** are fully compatible with any items available in our [Sapphire Cubicle System](#), which includes workstations, furniture, and accessories such as file storage, shelving, overhead storage, desks, chairs, and padded benches, paper racks, and accessory rails. Give us a call to customize yours today!