




**MODULAR OFFICES WITH DOORS | SAPPHIRE WALL SYSTEM | 12'DX18'WX84"H**



**\$23,692.54**

- **Actual Footprint Size:** 12'3"Dx18'6"Wx84"H
- **Panels Pictured:**
  - **Fabric:** Charcoal
  - **Laminate:** None
  - **Glass:** Tempered Glass
- **Worksurface Pictured:** None
- **Trim Pictured:** Silver
- **Door Shown:** Solid Locking Swing Doors



This system is completely customizable - View the fabric options to the left



Contact our designers to create your dream office 1-888-993-3757 or e-mail [sales@skutchi.com](mailto:sales@skutchi.com)

SKU: SAPW-EXCUS-84H-XD09-1541-15103

## GALLERY IMAGES



## PRODUCT DESCRIPTION

### Why Buy Our Modular Offices with Doors?

The **Sapphire Wall System** features modular offices with doors, built to a variety of shapes, sizes, and panel colors. This highly versatile panel system--with heights ranging over 7', 8' or 9'ft--is completely freestanding with no permanent attachments to your floor or ceiling.

In other words, our modular offices with doors are a breeze to set up or take down. It usually takes less than a day to assemble (depending on the size of the project).

You can also customize our modular offices with doors in a variety of ways; choose all glass panes or mix



in multi-colored laminates and fabric panels. The base of each panel features inline data and electrical "raceways" to manage cord and cables. The **Sapphire Wall System** is a beautiful, modular wall alternative to traditional drywall construction--which can take weeks of construction and downtime.

### **What Comes With This Product?**

This is a perfect configuration to create modular offices with doors. This typical has an overall dimension of 12'D x 18'W x 95"H which creates two separate office spaces. Each cube has its own locking swing door. The front-facing panels are a mix of Slate fabric panels separated by tempered glass windows. The side panels feature White laminate panels separated by a row of Sage fabric.

Remember, the **Sapphire Wall System** is designed to be both scalable and versatile. For example, you can choose from several different colored fabrics and laminates for your walls, as well as adding glass panels where needed.

### **What Else?**

Finally, the modular offices with doors made with our **Sapphire Wall System** are fully compatible with any items available in our [Sapphire Cubicle System](#), which includes workstations, furniture, and accessories such as file storage, shelving, overhead storage, desks, chairs, and padded benches, paper racks, and accessory rails. Give us a call to customize yours today!