




**9-PERSON 120 DEGREE CUBICLE WORKSTATIONS | SAPPHIRE CUBICLE SYSTEM |  
3X5X65-52-39"H**



**\$29,940.48**

- **Overall Footprint Size:** 34'11"W x 21'5"D x 65-52-39"H
- **Individual Workspace Size:**
  - 8'W x 8'D x 65-52-39"H
- **Panels Pictured:**
  - **Fabric:** Banana
  - **Laminate:** None
  - **Glass:** Clear Tempered
- **Worksurface Pictured:** White
- **Trim Pictured:** Silver




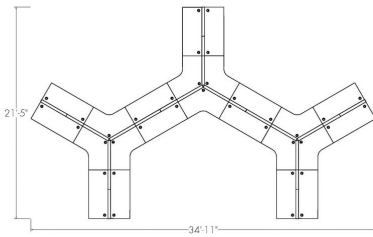
- **Storage Shown:** 3-Drawer Box/Box/File Pedestals and 2-Drawer Lateral File Cabinets

The configuration pictured is completely customizable! View the fabric and laminate options to the left.

Contact our designers to create your dream office. 1-888-993-3757 or e-mail [sales@skutchi.com](mailto:sales@skutchi.com)

**SKU:** SAPC-120-11-3x5x65-52-39

### GALLERY IMAGES



### PRODUCT DESCRIPTION

#### Why Buy Our 9-Person 120 Degree Cubicle Workstations?

Are you looking for 9-person, 120 degree cubicle workstations? The [Sapphire Cubicle System](#) is our premier cubicle workstation product line. This commercial-grade cubicle system is both scalable and durable. Its lightweight aluminum construction makes it a sound investment for any office or work place. Because of its modular design, any number of 9-person, 120 degree cubicle workstations can be made.



Also, the **Sapphire Cubicle System** features a variety of choices for the panels (multi-colored fabrics, patterned laminates, and tempered glass) and offers panels reaching 39", 52", and 65" in height. And don't forget, the **Sapphire Cubicle System** also offers electrical cord/data networking cable conduits along the base of each panel to hide cable clutter.

### **What Comes With This Product?**

The 9-person, 120 degree cubicle workstation pictured on this page shows our **Sapphire Cubicle System** divider panels with a unique, 120 degree framework. This three-sided arrangement is often ideal for libraries, showrooms, or other open seating areas of your business. You can select other colors for the panels, change the overall sizes of the worksurfaces, adjust the height of the panel divider walls, or select a different laminate for the worksurfaces if you'd like. Also, there are many extras you can add to your cubicle workspace such as locking storage bins, pedestal cabinets, accessory racks, monitor arms, paper trays, writing utensil holders, and many other features to complete your project.

### **What Else?**

Finally, it's important you have a clear understanding of all accessories and choices available for our 9-person, 120 degree cubicle workstations. For this reason, we suggest you contact *SKUTCHI Designs Inc.* today. We'd be happy to answer your questions before your purchase.