




**4-PERSON BACK-TO-BACK CUBICLE WORKSTATIONS | SAPPHIRE CUBICLE SYSTEM |
8X3X65"H**



\$6,030.51

- **Overall Footprint Size:** 8'5"W x 6'3"D x 65"H
- **Panels Pictured:**
 - **Fabric:** Slate Blue and Charcoal
 - **Laminate:** White
 - **Glass:** Clear Tempered
- **Worksurfaces Pictured:** Black Oak
- **Trim Pictured:** Silver
- **Storage Shown:** None
- Frosted acrylic privacy screens also included



- Chairs are not included


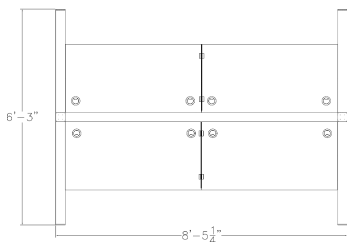
The configuration pictured is completely customizable! View our fabric and laminate options to the left.

1. Due to screen resolution and lighting variations color may look different in person from what you see in the image.

Contact our designers to create your dream office. 1-888-993-3757 or e-mail sales@skutchi.com

SKU: SAPC-8x3x65

GALLERY IMAGES



PRODUCT DESCRIPTION

Why Buy Our 4-Person Back-to-Back Workstation ?

Are you looking for 4-person back-to-back cubicle workstations? The [Sapphire Cubicle System](#) is our premier cubicle workstation product line. This commercial-grade cubicle system is both scalable and



durable. Its lightweight construction makes it a sound investment for any office or work environment. Because of its modular design, any number of 4-person back-to-back cubicle workstations can be made. Also, this cubicle system features a variety of choices for the panels (multi-colored fabrics, patterned laminates, and tempered glass) and offers panels reaching 39", 52", and 65" in height. And don't forget, this cubicle system also offers electrical cord/data networking cable conduits along the base of each panel to hide cable clutter.

What Comes With This Product?

The 4-person back-to-back cubicle workstations pictured on this page shows our **Sapphire Cubicle System** divider panels with laminated worksurface desks. You can select alternate colors for the panels, the overall dimensions of the workspace sizes, the height of the panel divider walls, and the shape of the worksurfaces if you'd like. Also, there are many extras you can add to your cubicle workspaces such as locking storage bins, pedestal cabinets, accessory racks, monitor arms, paper trays, writing utensil holders, and many other features to complete your project.

What Else?

Finally, it's important you have a clear understanding of all accessories and choices available for our 4-person back-to-back cubicle workstations. For this reason, we suggest you contact *SKUTCHI Designs Inc.* today. We'd be happy to answer your questions before your purchase.