



**4-PERSON L-SHAPED CUBICLE WORKSTATIONS | SAPSLIM CUBICLE SYSTEM |
5X5X65"H**



\$6,570.98

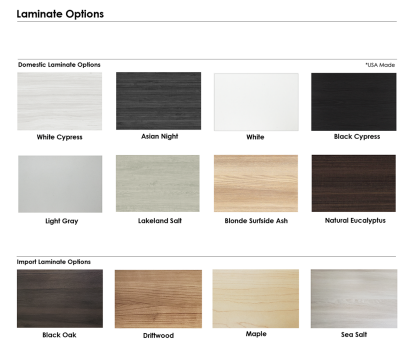

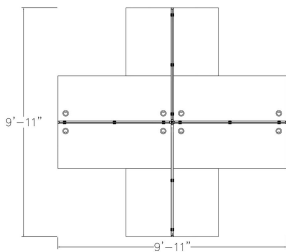
- **Overall Footprint Size:** 9'11"W x 9'11"D x 71"H
- **Individual Workstation Size:** 5' x 5' x 71"H
- **Features Include:**
 - 1-1/4" thick panels
 - Complementary brushed aluminum frame
 - Choose between translucent polycarbonate, Sea Salt Laminate or fabric panels (shown in Sea Salt Laminate)
 - Coordinates with the **Sapphire Cubicle System** for a uniformed working environment
 - 1" thick laminate worksurfaces



- Choose from our 8 in-stock desktop laminates (shown in Black Oak Laminate)
- (4) Silver Box/Box/File Pedestals
- (4) Silver C-Legs
- (4) 60"W x 6"H Acrylic screen cubicle extenders
- Due to screen resolution and lighting variations color may look different in person from what you see in the image.

SKU: SLM-LC-12-5x5x65H-S

GALLERY IMAGES



PRODUCT DESCRIPTION

The **SAPslim Cubicle System** is our newest, entry-level cubicle/divider product line. This versatile cubicle divider panel system was designed with affordability and practicality in mind. Its lightweight, modular construction makes it easy to quickly assemble in any work environment.

Nearly any part of the configuration you see pictured here can be added to, modified, or re-imagined.



Skutchi Designs, Inc.

(888) 993-3757
sales@skutchi.com

The **SAPslim Cubicle System** panels are available as Sea Salt laminate or frosted polycarbonate.

There are also plenty of inexpensive extras you can add to the **SAPslim Cubicle System**.

Let *SKUTCHI Designs Inc.* answer any questions you may have or help with your office design needs today.