



L-SHAPED CUBICLE DESK WORKSTATION | SAPSLIM CUBICLE SYSTEM | 8X10X65"H



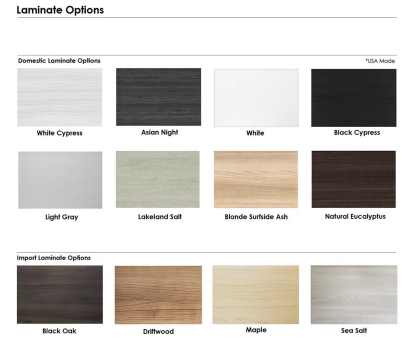

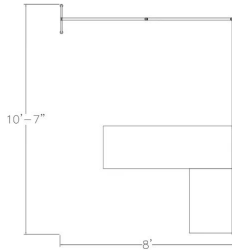
\$3,409.74

- **Overall Footprint Size:** 8'W x 10'7"D x 65"H
- **Features Include:**
 - 1-1/4" thick panels (Shown in translucent polycarbonate and Sea Salt Laminate)
 - Complementary brushed aluminum frame
 - Coordinates with the **Sapphire Cubicle System** for a uniformed working environment
 - 1" thick laminate worksurface - available in 8 laminates (Shown in Walnut)
 - Silver Box/Box/File Pedestal
 - Silver Box Leg
 - Due to screen resolution and lighting variations color may look different in person from what you see in the image.



SKU: SLM-LC-15-8x10x65-SA

GALLERY IMAGES



PRODUCT DESCRIPTION

The **SAPslim Cubicle System** is our newest, entry-level cubicle/divider product line. This versatile cubicle divider panel system was designed with affordability and practicality in mind. Its lightweight, modular construction makes it easy to quickly assemble in any work environment.

All panels are made up of a mixture of corrugated frosted polycarbonate and Sea Salt laminated panels with worksurfaces in Walnut laminate. Consider this a basic "starter" configuration for your office... you can easily order additional cubicles that will slide and lock into the existing unit so you can expand or deduct as needed.

Nearly any part of the configuration you see pictured here can be added to, modified, or re-imagined. The Sea Salt laminate panels can be replaced with frosted polycarbonate or multiple colored fabric surfaces. There are plenty of inexpensive extras you can add to the **SAPslim Cubicle System** as well.



Skutchi Designs, Inc.

(888) 993-3757
sales@skutchi.com

Let *SKUTCHI Designs Inc.* answer any questions you may have or help with your office design needs today.