



**MODERN 120 DEGREE 3-PERSON WORKSTATION | 120 DEGREE CUBICLE | SAPSLIM  
CUBICLE COLLECTION | 4X4X65**



**\$3,635.50**


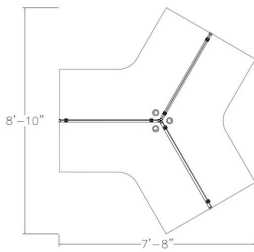
- **Overall Footprint Size:** 7'8"W x 8'10"D x 65"H
- **Individual Workstation Size:** 4'W x 4'D x 65"H
- **Features Include:**
  - 1-1/4" thick panels (Shown in Sea Salt Laminate)
  - Complementary brushed aluminum frame
  - Coordinates with the Sapphire Cubicle System for a uniformed working environment
  - 1" thick laminate desktops- available in 8 laminates (Shown in White)
  - (3) Silver C-Legs
  - (3) Silver Box/Box/File Pedestals




1. Due to screen resolution and lighting variations color may look different in person from what you see in the image.

**SKU:** SLM-120-10-4x4x65H-S

### GALLERY IMAGES



#### Laminate Options



### PRODUCT DESCRIPTION

The **SAPslim Cubicle System** is our newest, entry-level cubicle/divider product line. This versatile cubicle divider panel system was designed with affordability and practicality in mind. Its lightweight, modular construction makes it easy to quickly assemble in any work environment.

All panels are covered by our Sea Salt laminate with worksurfaces in White laminate. Consider this a basic "starter" configuration for a call center... you can easily order additional cubicles that will slide and lock into the existing unit so you can expand or deduct as needed.

Nearly any part of the configuration you see pictured here can be added to, modified, or re-imagined. The Sea Salt laminate panels can be replaced with frosted polycarbonate or multiple colored fabric



**Skutchi Designs, Inc.**

**(888) 993-3757**  
**sales@skutchi.com**

surfaces. Pedestal cabinets can be added to each cubicle, if needed as well. There are plenty of inexpensive extras you can add to the base as well.

Let *SKUTCHI Designs Inc.* answer any questions you may have or help with your office design needs today.