




**MODULAR CUBICLE WORKSTATIONS | SAPPHIRE CUBICLE SYSTEM 5X7X65"H | SEATS  
5**



**\$27,419.40**

- **Actual Footprint Size:** 5'6"W x 35'10"D x 65"H
- **Individual Workspace Size:** 5'W x 7'D x 65"H
- **Panels Pictured:**
  - **Fabric:** Charcoal and Lime Green
  - **Laminate:** None
  - **Glass:** None
- **Worksurface Pictured:** White
- **Trim Pictured:** Silver
- **Storage Shown:** 3-Drawer Box/Box/File Pedestals, 2-Drawer File/File Pedestals, Overhead



## Storage Cabinets and Bookshelves


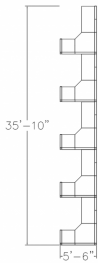
The configuration pictured is completely customizable! View the fabric and laminate options to the left

1. Due to screen resolution and lighting variations color may look different in person from what you see in the image.

Contact our designers to create your dream office. 1-888-993-3757 or e-mail [sales@skutchi.com](mailto:sales@skutchi.com)

**SKU:** SAPC-LC10-5x7x65

## GALLERY IMAGES



## PRODUCT DESCRIPTION

### Why Buy Our Modular Cubicle Workstations?

Are you looking for modular cubicle workstations? The [Sapphire Cubicle System](#) is our premier cubicle workstation product line. This commercial-grade cubicle system is both scalable and durable. Its



lightweight construction makes it a sound investment for any office or work environment.

Because of its modular design, any number of modern office cubicles can be made; pictured here is a 5-person typical. Also, this cubicle system features a variety of choices for the panels (multi-colored fabrics, patterned laminates, and tempered glass) and offers panels reaching 39", 52", and 65" in height.

And don't forget, this cubicle system also offers electrical cord/data networking cable conduits along the base of each panel to hide cable clutter.

### **What Comes With This Product?**

The modular cubicle workstations pictured on this page shows our **Sapphire Cubicle System** divider panels with L-shaped desk surfaces. You can select alternate colors for the panels, the overall dimensions of the workspace sizes, the height of the panel divider walls, and the shape of the worksurfaces if you'd like.

Also, there are many extras you can add to your cubicle workspaces such as locking storage bins, pedestal cabinets, accessory racks, monitor arms, paper trays, writing utensil holders, and many other features to complete your project.

### **What Else?**

Finally, it's important you have a clear understanding of all accessories and choices available for our modular cubicle workstations. For this reason, we suggest you contact *SKUTCHI Designs Inc.* today. We'd be happy to answer your questions before your purchase.