




## U-SHAPED RECEPTION DESK | EMERALD CUBICLE COLLECTION | 6X12X39"H



**\$5,097.19**

- **Overall Footprint Size:** 12'5"W x 6'6.75"D x 39"H
- **Panels Pictured:**
  - **Fabric:** Silver and Cool Aqua
  - **Laminate:** N/A (laminated panels are not available with the Emerald Cubicle Collection)
  - **Glass:** None
- **Worksurface Pictured:** White
- **Trim Pictured:** Charcoal
- **Storage Shown:** 3-Drawer Box/Box/File Pedestal

Because the configuration pictured is completely customizable, you can choose other fabrics and


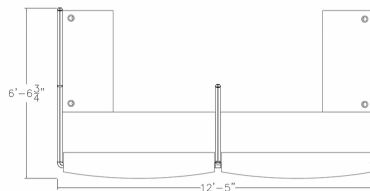


laminates to the left. Also, you can contact our designers to create your dream office today at 1-888-993-3757 or e-mail [sales@skutchi.com](mailto:sales@skutchi.com)

- 1. Due to screen resolution and lighting variations color may look different in person from what you see in the image.

SKU: EMC-REC-6X12X39H

### GALLERY IMAGES



### PRODUCT DESCRIPTION

#### U-Shaped Reception Desk with the Emerald Cubicle Collection

Using the **Emerald Cubicle Collection**, creating a U-shaped reception desk (like the one pictured on this page) is a snap. Featured are the tackable fabric panels and laminate transaction shelves. This arrangement can be customized in a number of ways. With over a dozen colored fabrics to choose from, the possibilities are limitless. Mix and match the fabric colors by panel to create a unique U-shaped reception desk to match your corporate brand or office place motif. And don't forget, this cubicle system also offers an upgrade for electrical cord/data networking cable conduits along the base of each panel to



hide messy cable clutter.

## About the Emerald Cubicle Collection

The **Emerald Cubicle Collection** by *SKUTCHI Designs Inc* is our mid-entry cubicle workstation product line. It utilizes incredibly strong yet lightweight aluminum frames with uniquely shaped connectors to create an unending variety of structures. Combined with modular panels walls reaching 39", 52", or 65" in height, this versatile desking arrangement allows for the creation of unique and scalable desking solutions for nearly any office work environment. Additionally, all **Emerald Cubicle Collection** typicals are freestanding. In other words, they can be easily assembled or disassembled if you need to move or relocate them.

## Accessorizing the Emerald Cubicle Collection

The U-shaped reception desk on this page comes with several accessory options from which to choose. For instance, choose from multiple work surface laminates, locking pedestal cabinets, shelves, lockable storage bins, paper trays, pencil holders, and just about anything else freestanding cubicle walls might require. Of course, if you have questions about all the accessories available, one of our [professional office design specialists](#) will help you put your project together. Also, you can simply call before you order at (888) 993-3757.

## What Else?

Finally, it's important you have a clear understanding of all accessories and choices available for our U-shaped reception desk. For this reason, we suggest contacting *SKUTCHI Designs Inc.* today. We'd be happy to answer your questions before your purchase.