



**QUANTUM II SERIES L-SHAPED ELECTRIC SIT-STAND BASE | SILVER HEIGHT
ADJUSTABLE TABLE BASE ONLY**



\$950.91


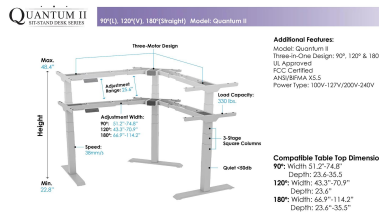

- L-Shaped 90° Sit & Stand Desk
- Also supports a 120° V-desk and a long 180° straight desk
- **Material:** Plastic and Steel
- **Frame Orientation:** L-Shaped (90°)
- **Weight Capacity:** 330lbs.
- **Height Range:** 24.4"-50.4"
- **Column Design:** Reversed Column
- **Column Segments:** Three Stage Column
- **Leg Quantity:** Three Legs



- **Frame Color:** Silver
- **Adjustable Feet Pad:** Yes
- **Motor Quantity:** 3
- **Power Input:** 100V-127V/200V-240V
- **Power Cord Length:** 9.8ft
- **Max. Speed:** 38mm/s
- Digital LED Display
- 3 Programmable Heights
- Time Reminder For Regular Movement
- Anti-Collision System For Objects Under Desk
- **IP Grade:** IP20
- **Certification:** CE

SKU: UN-SS-L

GALLERY IMAGES





Skutchi Designs, Inc.

(888) 993-3757
sales@skutchi.com

PRODUCT DESCRIPTION

The **Quantum Sit-to-Stand Series** by *SKUTCHI Designs Inc.* offers the most durable, highest quality sit-to-stand desks available on the market today, but we didn't stop there. We've also created an outstanding series of accessories to help consolidate and organize your workspace more efficiently than ever before.

Our desks feature near silent, electric-driven motors which can be set anywhere between 24" to 50". You can also program three preset heights and set a digital timer to remind you when it's time to take a stretch. The **Quantum Sit-to-Stand Series** features a collision and avoidance detection system which automatically stops all movement if an object is detected while the desktop is in motion.

Our accessory bundles will help give the most cluttered work desk the room needed to be organized and productive. A desktop or wall-mounted accessory rail allows for single or dual monitor arms, pencil cups, paper trays, and more!