



Skutchi Designs, Inc.

(888) 993-3757
sales@skutchi.com

NURSES STATION U-SHAPED RECEPTION STATION WITH STORAGE WALL | ADA COMPLIANT | SAPPHIRE CUBICLE AND SAPPHIRE WALL SYSTEM | 8X15X39H-32H



\$20,677.89

- **Footprint Size:** 15'4.75"W x 13'8.5"D x 84-39-32"H
- **Panels Pictured:**
 - **Fabric:** Slate
 - **Laminate:** White
 - **Glass:** None
- **Worksurface Pictured:** White
- **Trim Pictured:** Silver
- **Storage Shown:** - Silver 3-Drawer Box/Box/File Pedestal - (x2)



- Silver 2-Drawer Lateral File Cabinet - (x6)


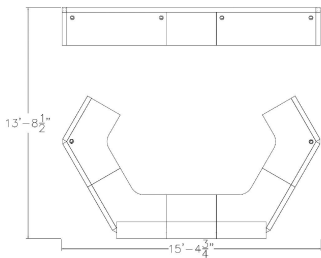
The configuration pictured is completely customizable! View our fabric and laminate options to the left.

- 1. Due to screen resolution and lighting variations color may look different in person from what you see in the image.


Contact our designers to create your dream office. 1-888-993-3757 or e-mail sales@skutchi.com

SKU: SAPC-SAPW-REC-8x15x84H-39H-32H-STY1

GALLERY IMAGES



Laminate Options



PRODUCT DESCRIPTION

Why Buy Our U-Shaped Reception Station?

Looking to add a reception area to your office or workplace? The [Sapphire Cubicle System](#) makes it possible to create nearly any kind of u-shaped reception desk with a storage wall you can imagine. This



modular, commercial-grade cubicle system is both versatile and durable. Its lightweight aluminum frame and demountable construction makes it the perfect choice for any office or work environment. Because of its scalability and design, any curved reception desk can be added to if needed.

Also, the **Sapphire Cubicle System** features a variety of choices for the panels (multi-colored fabrics, patterned laminates, and tempered glass) and offers panels reaching 39", 52", and 65" in height. And don't forget, this cubicle system also offers electrical cord/data networking cable conduits along the base of each panel to hide cable clutter.

What Comes With This Product?

The u-shaped reception desk pictured on this page consists of our **Sapphire Cubicle System** divider walls with transactional shelves, box-box-file storage cabinets and laminate worksurfaces. The reception station is finished with our **Sapphire Wall** partition with multiple lateral filing cabinets, to provide extra storage and privacy. You can select other colors for the panels, change the overall length of the size, or adjust the height of the panel walls. It's completely freestanding, so no need to bolt it to the floor or ceiling. Use it to partition off areas such as nurses' stations, check-in desks, ticket counters, administrative areas, or wherever you need a space to manage customers/clients/patients.

What Else?

Finally, it's important you have a clear understanding of all options, accessories, and preferences available for our u-shaped reception desk. For this reason, we suggest you contact *SKUTCHI Designs Inc.* today. Whatever questions you have, we can answer. Our goal is to make ordering your cubicles as easy as possible.