



GLASS DIVIDER WALL PARTITION WITH SLIDING ACRYLIC DOOR | SAPPHIRE WALL SYSTEM | 17' X 108" H



\$12,445.89

- **Actual Footprint Size:** 2' 5.25" D x 17' 4.75" W x 108" H
- **Panels Pictured:**
 - **Fabric:** None
 - **Laminate:** None
 - **Glass:** Tempered Glass
- **Trim Pictured:** Silver
- **Door Shown:** Clear Glass Sliding Door



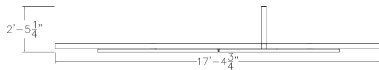
This system is completely customizable - View our fabric and laminate options to the left

Contact our designers to create your dream office 1-888-993-3757 or e-mail sales@skutchi.com

SKU: SAPW-E3-17X108H-00-B-SLD.C-DOU

GALLERY IMAGES

Laminate Options for Sapphire Tiles




Driftwood (XD-21)




Sea Salt (XD-1026)



Black Oak (XD-1025)



White (XD-09)



PRODUCT DESCRIPTION

Why Buy Our Glass Divider Wall Partition with Sliding Door?

The **Sapphire Wall System** offers glass divider wall partitions. This highly versatile panel system with heights ranging over 7', 8' or 9'ft. It is completely freestanding with no permanent attachments to your floor or ceiling.

In other words, our glass divider wall partition with door are a breeze to set up or take down. It usually



takes less than a day to assemble (depending on the size of the project).

You can also customize the panels of our glass divider wall partition with door in a variety of ways; choose all glass or mix in laminates and fabric panels. The **Sapphire Wall System** is a beautiful, modular wall alternative to traditional drywall construction--which can take weeks of construction and downtime.

What Comes With This Product?

Pictured here is a simple divider wall configuration in all tempered glass panels. This arrangement is ideal when you need to separate two sides of a room or hallway. It features a sliding acrylic door panel. This typical wall partition features all tempered glass panels, but we offer several fabric colors and laminates from which to choose if you'd like to replace the glass panels.

What Else?

The demountable glass divider wall partition is made with our **Sapphire Wall System** are fully compatible with any items available in our [Sapphire Cubicle System](#), which includes workstations, furniture, and accessories such as file storage, shelving, overhead storage, desks, chairs, and padded benches, paper racks, and accessory rails. Give us a call to customize yours today!