




Panel Screen Options

This screen option is for the tops of cubicle panels to add more privacy and style to the cubes.

*Screens are available in Acrylic or PET material

Sizes Available

Widths			Heights
23"W	41"W	65"W	12"H
29"W	47"W	71"W	16"H
35"W	59"W		18"H
			23"H

Above- mounts to the top of the panel

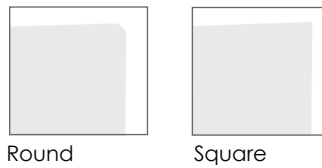

Desk Screen Options

Desk Screens can be used for mounting to the tops or sides of desk for easy separation and privacy.


Sizes Available

Widths			Heights
23"W	41"W	65"W	12"H
29"W	47"W	71"W	16"H
35"W	59"W		18"H
			23"H


Corner Options

Above- mounts on top of the worksurface.



Single Edge- mounts to front or side of the worksurface



Double Edge- mounts two worksurfaces together

